

# EFLEX-10



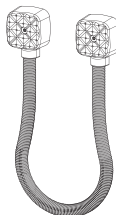
## CARACTÉRISTIQUES TECHNIQUES - TECHNICAL SPECIFICATIONS

### Caractéristiques générales du passage de câble - General specifications of the door loop

Type de pose / Type of installation :	En applique / Surface-mounting
Forme des chapeaux / Design of the end caps :	Carré / Square
Aspect des chapeaux / End caps appearance :	Façade texturée, finition RAL 9006 Textured front, RAL 9006 finish
Type de gaine / Sleeve type :	Ressort inox / Stainless steel spring
Longueur du ressort / Length of spring :	400 mm
Diamètre intérieur du ressort / Internal diameter of the spring :	Ø10 mm
Diamètre extérieur du ressort / External diameter of the spring :	Ø13 mm
Poids / Weight :	0,250 kg

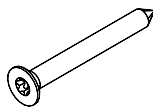
### KIT EFLEX-10

Passage de câble - Door loop



1x

Vis de fixation - Fixing screws

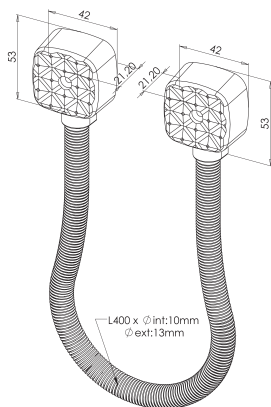


2x

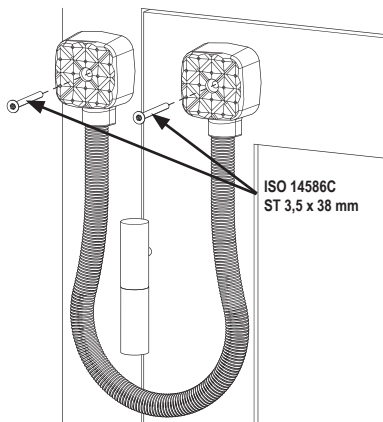
ISO 14586C  
ST 3,5 x 38 mm



### DIMENSIONS



### MONTAGE - MOUNTING



Consignes de tri pouvant varier localement : [www.consignesdetri.fr](http://www.consignesdetri.fr)