






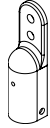






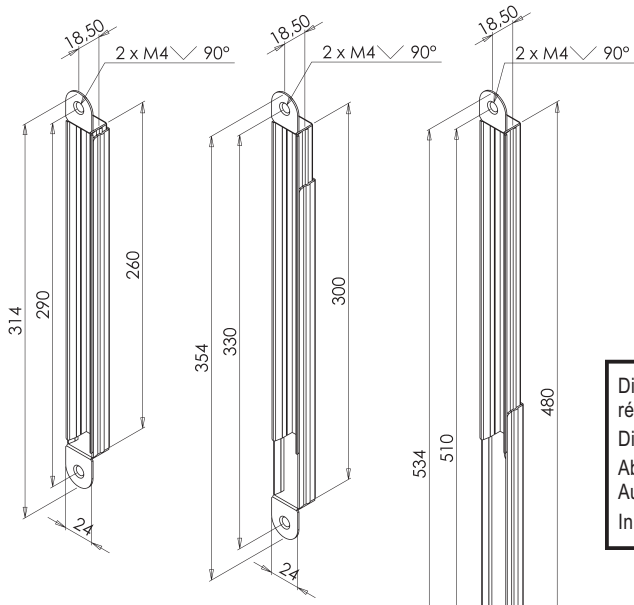


DLMC Boîtier d'encastrement métallique réglable Adjustable metal casing Verstellbares Metalleinbaugehäuse Regelbare metaal behuizing 260 ⇄ 480 mm	DLS170	DLS210	DLS390
	 ressort - spring - Spiralfeder - spiraal		
	170 mm	210 mm	390 mm
	 intérieur - inner - innen - binnen		
	Ø 10,20 mm		
	angle d'ouverture - opening angle Öffnungswinkel - openingshoek		
	90°	110°	180°
 0,400 kg	0,075 kg	0,090 kg	0,160 kg

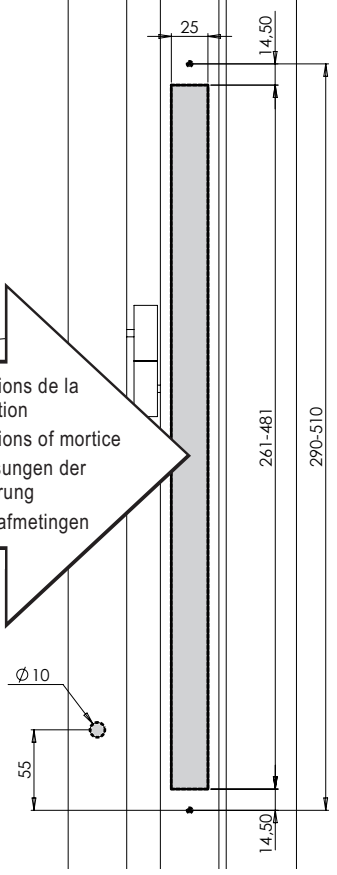
NOMENCLATURE
 LIEFERUMFANG
 BILL OF MATERIAL
 INHOUD

DLMC					DLS170	DLS210	DLS390
(a)	(b)	(c)	(d)	(e)	(i)	(j)	(k)
							
	2 x	2 x	2 x	2 x			
	(f)	(g)	(h)				
							
1 x	4 x	2 x	1 x		1 x	1 x	1 x

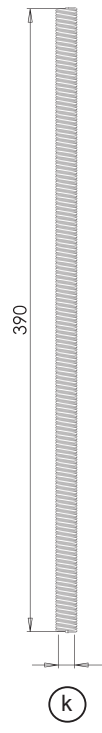


(a) DLMC

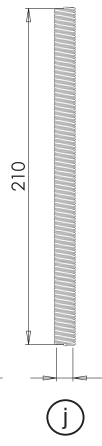
Dimensions de la réservation
 Dimensions of mortise
 Abmessungen der Aussparung
 Inkeep afmetingen



DLS390



DLS210



DLS170

