series KUBICA

model K6700

PATENTED
Запатентовано

www.k-group.com

MADE IN ITALY

KRONA KOBLENZ

Istruzioni di Montaggio - Instrucciones de montaje - Montageanleitung - Assembling Instructions - Instructions de Montage - Montagehandleiding - Инструкция по монтажу - Instrukcja montażu

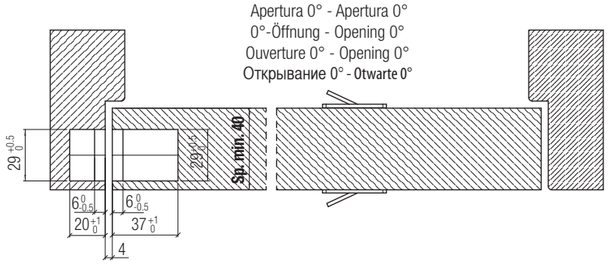

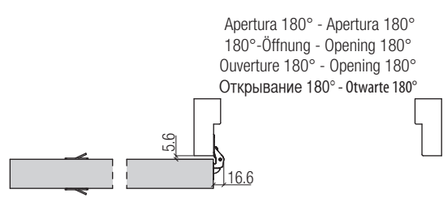

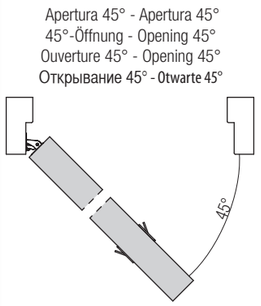

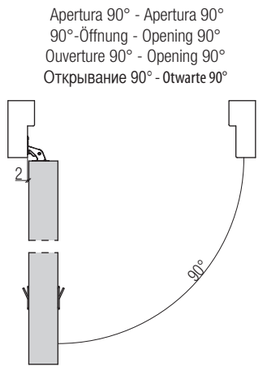

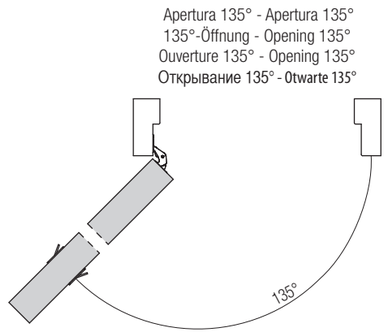

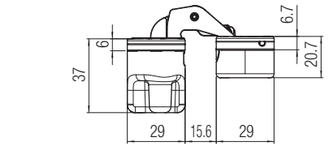

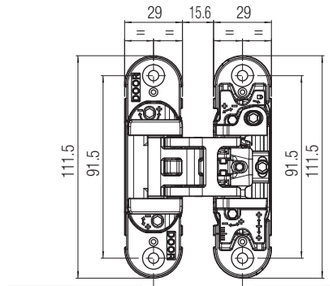

lato porta
lado puerta
Türblattseite
Door side
coté porte
kant deur
Сторона дверного полотна
Część skrzydłowa

lato stipite
lado jamba
Türpfostenseite
Jamb side
coté chambranle
kant afwerklijst
Сторона дверного косяка
Część ościeżnicowa

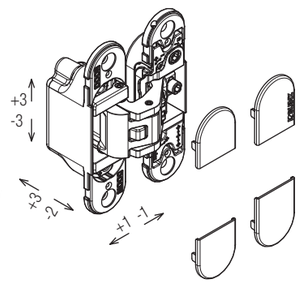

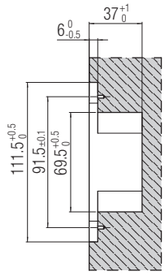

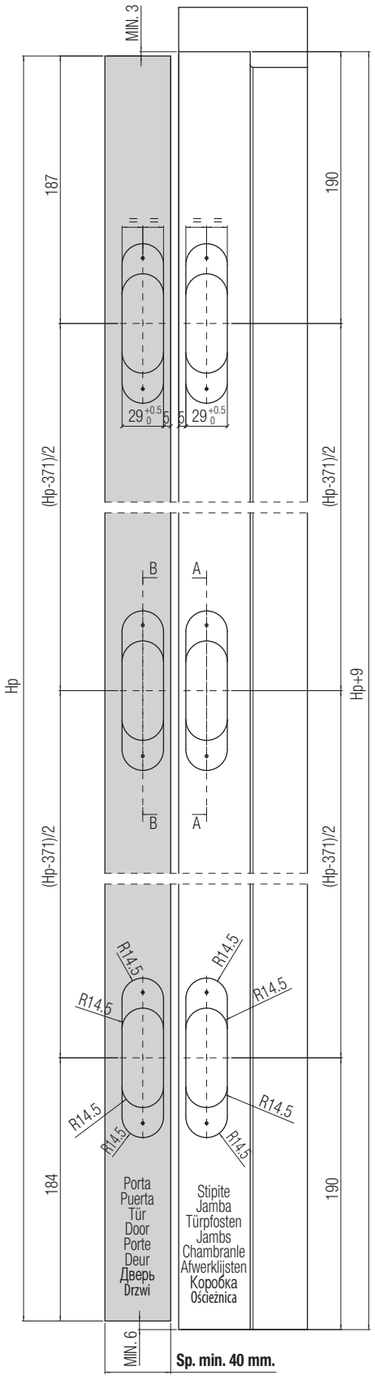

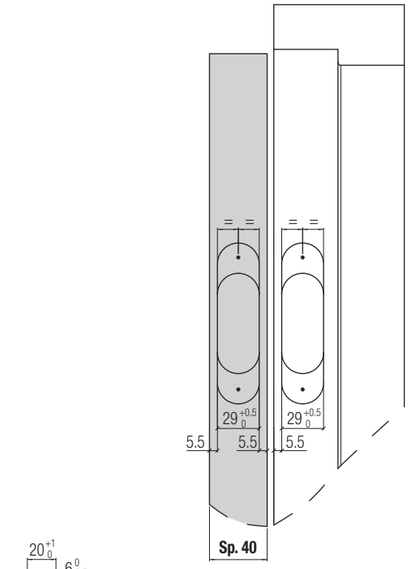

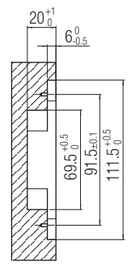

(I) Rappresentazione su porta **Sp. 40** apertura DX-SX con fresata centrata.

(E) Representación en puerta **esp. 40mm** apertura DER-IZQ con fresada centrada.

(D) Anwendungsmöglichkeit für **Türblattstärke 40 mm** Anwendung rechts-links mit zentraler Fräsung.

(UK) Performed on the door leaf **Sp. 40** opening RH-LH with central milling.

(F) Représentation sur porte **Ep. 40** Ouverture dx-sx avec usinage centré.

(B) Uitgevoerd op het deurblad **Sp .40** opening rechts/links met centrale frezing.

(RUS) Демонстрация на двери толщиной **Sp. 40** открывание Правая/левая с центральной фрезеровкой.

(POL) Dla skrzydła drzwiowego **Sp=40mm**, lewego lub prawego z symetrycznym frezowaniem.

(I) *Testata su porte: spessore min. 40 mm - altezza max 2100 mm - larghezza max 900 mm.
(E) *Ensayada con puertas de espesor mín. 40 mm - altura máx. 2100 mm - anchura máx. 900 mm.
(D) *Getestet an Türen: min. Stärke 40 mm - max. Höhe 2100 mm - Breite max. 900 mm.
(UK) *Tested on doors: thickness min. 40 mm - height max.2100 mm - width max. 900 mm.
(F) *Testée sur portes : épaisseur min. 40mm - hauteur max 2100mm - largeur max 900mm.
(B) *Getest op deuren: min. Dikte 40mm - max. Hoogte 2100mm - Breedte max. 900mm.
(RUS) *Протестированы на дверях: толщиной 40 мм - высотой max 2100 мм - ширина max 900 мм.
(POL) *Testowane na drzwiach o grubości min. 40 mm, wysokości max. 2100 mm i szerokości max. 900 mm.

(I) Lp= Larghezza pannello
Hp= Altezza pannello
Sp= Spessore pannello

(E) Lp= Ancho panel
Hp= Altura panel
Sp= Espesor panel

(D) Lp= Türblattbreite
Hp= Türblatthöhe
Sp= Türblattstärke

(UK) Lp= Door width
Hp= Door height
Sp= Door thickness

(F) Lp= Largeur vantail
Hp= Hauteur vantail
Sp= Épaisseur vantail

(B) Lp= Deurbreedte
Hp= Deurhoogte
Sp= Deurdikte

(RUS) Lp= Ширина дверной панели
Hp= Высота дверной панели
Sp= Толщина дверной панели

(POL) Lp= szerokość skrzydła
Hp= wysokość skrzydła
Sp= grubość skrzydła

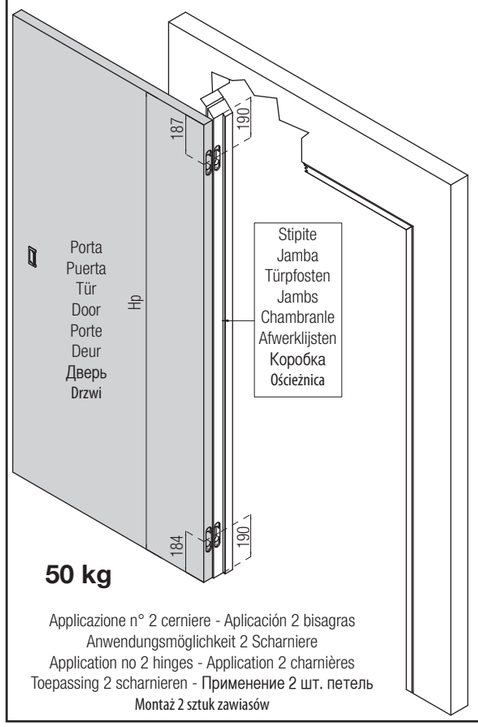

50 kg

Applicazione n° 2 cerniere - Aplicación 2 bisagras
Anwendungsmöglichkeit 2 Scharniere
Application no 2 hinges - Application 2 charnières
Toepassing 2 scharnieren - Применение 2 шт. петель
Montaż 2 sztuk zawiasów

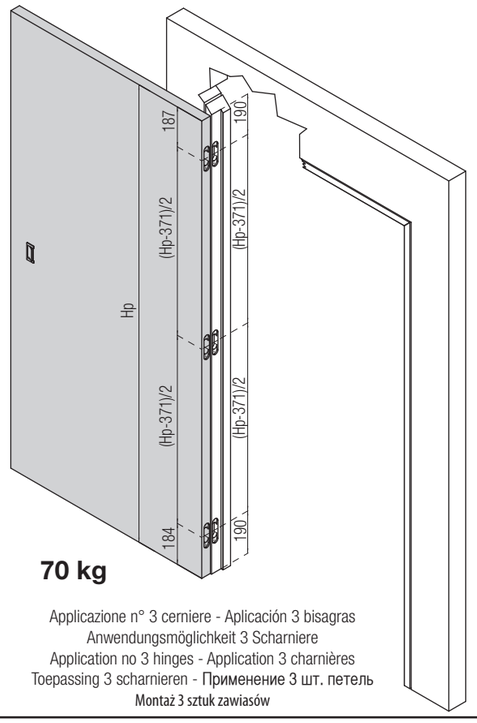

70 kg

Applicazione n° 3 cerniere - Aplicación 3 bisagras
Anwendungsmöglichkeit 3 Scharniere
Application no 3 hinges - Application 3 charnières
Toepassing 3 scharnieren - Применение 3 шт. петель
Montaż 3 sztuk zawiasów

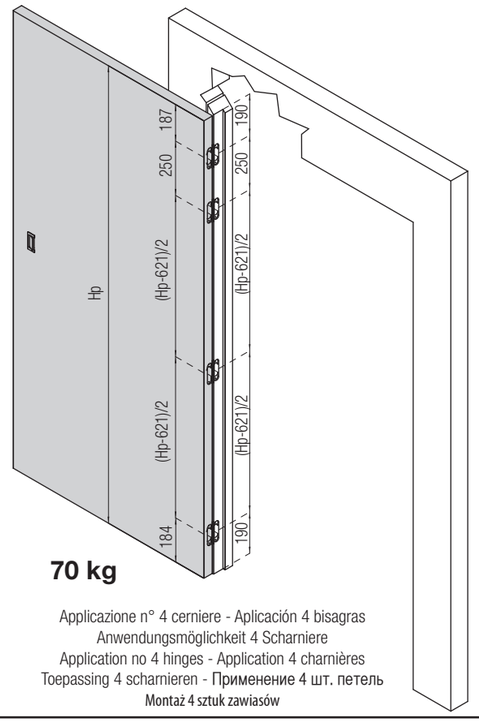

70 kg

Applicazione n° 4 cerniere - Aplicación 4 bisagras
Anwendungsmöglichkeit 4 Scharniere
Application no 4 hinges - Application 4 charnières
Toepassing 4 scharnieren - Применение 4 шт. петель
Montaż 4 sztuk zawiasów

(I) L'applicazione congiunta delle cerniere a scomparsa con altri dispositivi (chiudiporta, paracolpi e maniglione antipanico) deve essere testata a cura del cliente.
(E) La instalación de las bisagras junta con otros dispositivos (cierrapuertas, paragolpes o manillas antipánico) se tendrá que ensayar a cargo del cliente.
(D) Die zusätzliche Anwendung vom verdeckten Türband mit zum Beispiel (Türschliesser und Antipanik Türklinken) muss von Seiten des Kunden getestet werden.
(UK) The application of the concealed hinges combined with other devices (door closers, bumpers, anti panic handles) has to be tested by the client.
(F) L'utilisation conjuguée de la charnière invisible avec d'autres dispositifs (tels qu'un ferme-porte, un pare-coup, un système d'ouverture anti-panique) doit être testée par le client.
(B) Het extra gebruik van verdekte scharnieren met bijv. (deurdranger en Antipaniek deurkruk) garnituren moet door de klant getest worden.
(RUS) Использование невидимых петель с другими устройствами (доводчик, ограничитель открывания дверей, ручка против паники) должно быть протестировано клиентом.
(POL) Zastosowanie zawiasów na skrzydle w połączeniu z innymi okuciami (np. zamykaczami drzwiowymi, odbojami, zamknięciami przeciwpanicznymi) Klient testuje we własnym zakresie.

TKKZOTEC28200 - 05_2014